



an initiative of iCOREts

Buyer Registration Guide

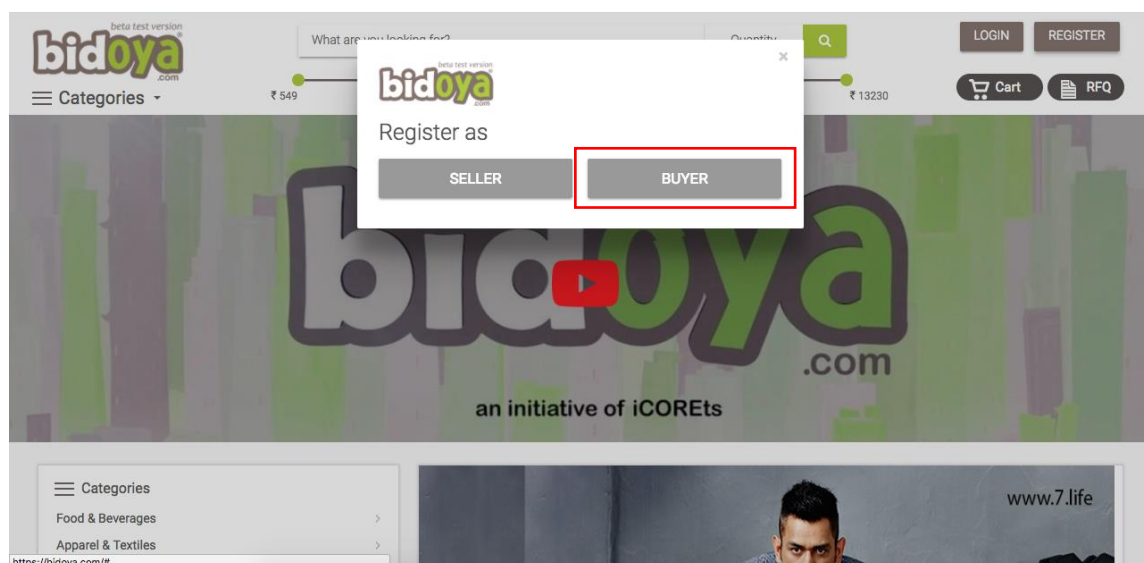

The registration process on bidoya.com is fairly easy and very user-friendly. Since bidoya.com is a serious online B2B marketplace catering to only legitimate buyers and sellers, it is mandatory to fill in the required fields and provide documentary evidence in the Registration Form to start sourcing relevant products from Pre-Scanned and Legitimate Corporate Sellers.

Two quick steps to Register:


1. Create a Buyer Account on www.bidoya.com and verify your e-mail address by clicking on the link provided in the mail sent to your ID
2. Login to your account and complete the Registration Form.

Account Creation:

Log onto www.bidoya.com and Register as a Buyer.



After creating the account click on the Verify Email button from your registered email.



30 December, 2017
2:20:58 PM IST


Greetings!!!

Thank You for registering with bidoya.com. As a first step, please click on the button below to verify your email.

[Verify Email](#)

In case of any query, please feel free to get in touch with us at
info@bidoya.com or 9769503254

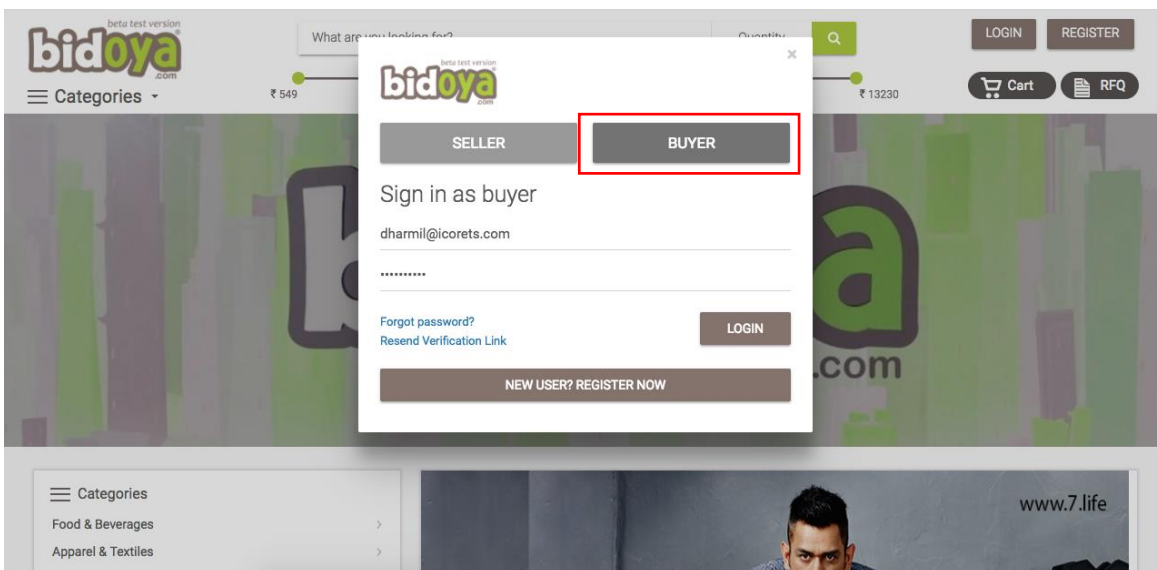

Kindly note that this is an auto-generated mail. Please do not respond to this e-mail.



www.iCOREts.com

Retail Pro - POS | bidoya.com - b2b Marketplace

Complete the Buyer Registration Form by logging in with your registered email id and password.



The Registration Form will cover the following points to be entered along with the appropriate documentary evidence as listed in the Registration Form:

1. Personal Information
2. Company Information
3. GST Details
4. Address
5. Bank Details
6. Buyer Credibility (Optional)
7. Buyer Agreement & Buyer Undertaking

Once you click on Submit your Registration Form will be submitted and our backend team will verify all the information.

Thank You for Registering!